



# majestic series

## single tier horizontal headwalls


### product benefits

- customizable to meet your facility's specific needs
- expandable to meet your future requirements
- dual integrated accessory rails for equipment management
- smooth rounded edges for infection control and durability
- powder coated access panels and laminate colors to meet your room décor
- services manifolded to a single point for ease of installation

### applications

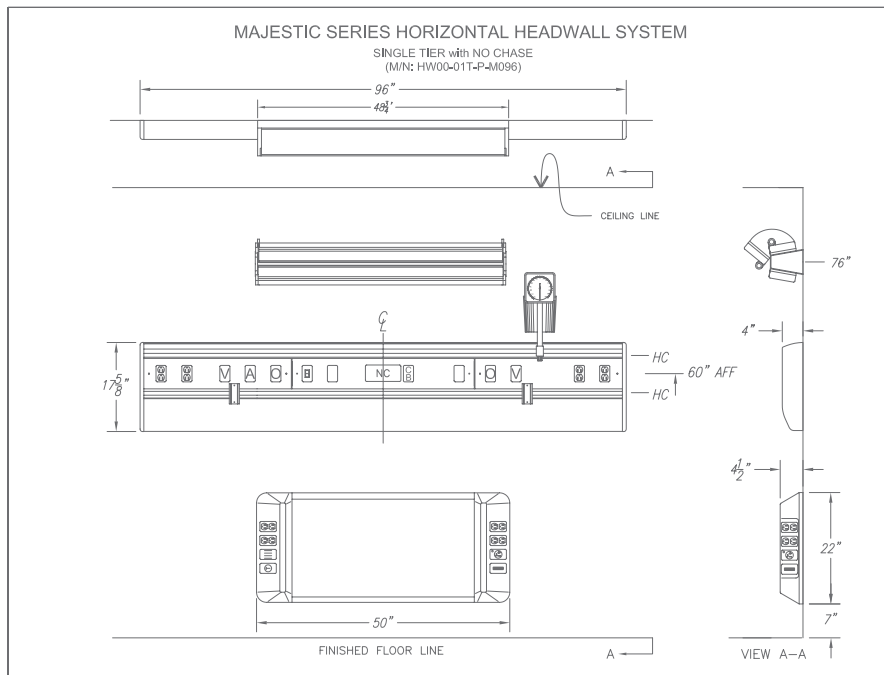
ICU  
NICU  
Emergency Department  
LDR Post-Partum  
PACU  
Transitional Step-Down  
Patient Rooms  
Radiology  
Special Procedure

## product features



- ① two full length scratch resistant accessory rails
- ② removable laminate panels for access to electrical services
- ③ removable contoured panel for access to medical gas services
- ④ surface mounted outlets allow ease of access for annual maintenance
- ⑤ high impact resistant end caps made from injection molded fire retardant ABS plastic
- ⑥ custom colors of hospital grade laminate available to meet the room décor
- ⑦ accommodates almost any configuration of medical gas outlets, electrical and communication services
- ⑧ internal raceways for high and low voltage device wiring
- ⑨ factory pre-wired and piped to a single-point connection for ease of installation
- ⑩ surface mounted chase option available (not shown)

## typical drawing



Please visit [www.amico.com](http://www.amico.com) for all technical specifications, installation instructions, detailed AutoCAD drawings and more.

## represented by:



\* Picture shown with a light tier

# majestic series


## double tier horizontal headwalls

### product benefits

- customizable to meet your facility's specific needs
- expandable to meet your future requirements
- four integrated accessory rails for increased equipment management
- smooth rounded edges for infection control and durability
- powder coated access panels and laminate colors to meet your room décor
- services manifolded to a single point for ease of installation

### applications

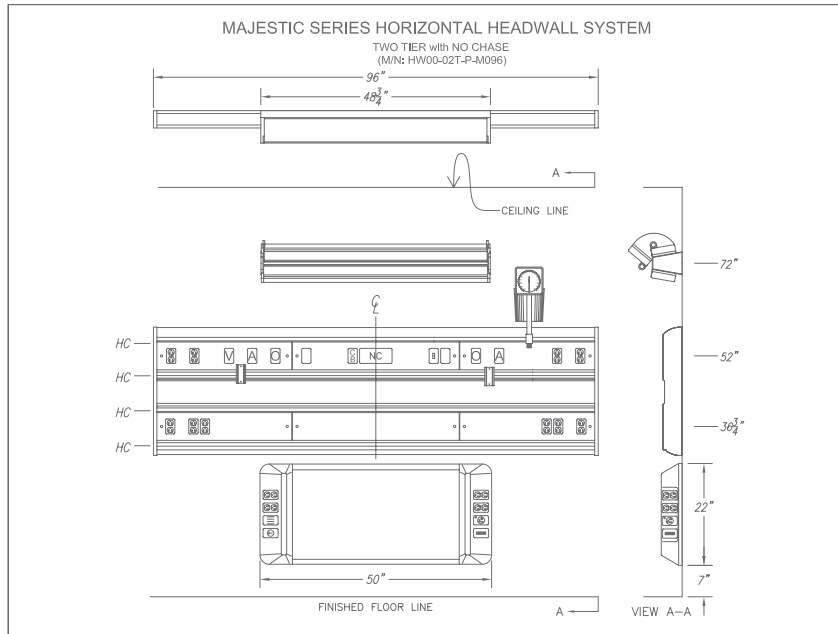
ICU  
NICU  
Emergency Department  
LDR Post-Partum  
PACU  
Transitional Step-Down  
Patient Rooms  
Radiology  
Special Procedure



\* Picture shown with a light tier

- ① four full length scratch resistant accessory rails
- ② removable laminate panels for access to electrical and medical gas services
- ③ removable contoured panel for access to medical gas services
- ④ surface mounted outlets allow ease of access for annual maintenance
- ⑤ custom colors of hospital grade laminate available to meet the room décor
- ⑥ high impact resistant end caps made from injection molded fire retardant ABS plastic
- ⑦ accommodates almost any configuration of medical gas outlets and electrical receptacles
- ⑧ two tiers for housing medical gas, electrical and communication services
- ⑨ internal raceways for high and low voltage device wiring
- ⑩ factory pre-wired and piped to a single-point connection for ease of installation
- ⑪ surface mounted chase option available (not shown)

## typical drawing



Please visit [www.amico.com](http://www.amico.com) for all technical specifications, installation instructions, detailed AutoCAD drawings and more.

represented by: