

Seating

Austin Series



Modular & Ganged Seating

Architecturally-influenced, the Austin chairs feature an all-wood tri-arc arm design accented by fully-upholstered seats and backs.

With a focus on reducing infection control issues, this series has a clean-out feature between the seat and back that makes cleaning easy and is crucial in the healthcare setting.



Bariatric Chair

Seating


Austin Series

Options & Features

- ✓ Benches
- ✓ Hip Chairs
- ✓ Bariatric



Tri-Arc Arm Design*



Clean Out Feature*



Combination Fabrics

*Standard Feature

Our Austin series features armchairs, benches, high-back patient room chairs, hip chairs and two choices for bariatric seating. All of these pieces including connecting tables can be ganged together in an unlimited number of combinations to suit your environment.



Dimensions

Patient Chairs

Width: 22.75"

Depth: 25"

Height

» Arm Chair: 35"

» High Back Chair: 46"

Bariatric Chairs

Width (30" Chair): 32"

Width (40" Chair): 43"

Depth: 25"


Height: 35"

Weight Capacity: 500lbs

Frame Finishes



Hard Rock
Maple (HM)




Candlelight
(CL)



Medium
Oak (MO)



Medium
Cherry (MC)



Chocolate
Pear (CP)

Custom Frame Finishes Available

Recliner Chairs

Daphne Series



Our Daphne Series offers the best in patient comfort during the recovery process.

Featuring pneumatically controlled reclining backs, lever-activated retractable foot rests, and a lay-flat mechanism, these chairs provide comfort, form and function for your patient room environment.

Recliner Chairs

Daphne Series

Options & Features



IV Pole



Pillow Back



Polyurethane or Wood Arm Caps



Lie-Flat Feature*



Recessed Handle for Recline*



Pivoting Table (Single and Double)



Lever-Controlled Foot Rest*



Metal Push Bar



Trendelenberg



Pull-Out Foot Tray

*Standard Feature

Dimensions

Standard

Chair Width: 30"

Chair Depth: 39"

Chair Depth (Reclined): 73"

Chair Height : 44"

Seat Dimensions: 23.5"W x21"D

Weight Capacity: 500lbs

Bariatric

Chair Width: 33.25"

Chair Depth: 39"

Chair Depth (Reclined): 73"

Chair Height : 46"

Seat Dimensions: 28.5"W x21"D

Weight Capacity: 750lbs